




TERMA

SINCE 1990

Manta

SPARKLING SILVER // 1280 — 540 // 50 mm connection valve + “Slim” thermostatic head // KTX 4

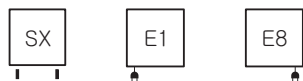
MODERN



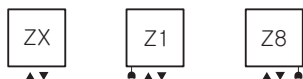





Standard connections:



Available on demand:

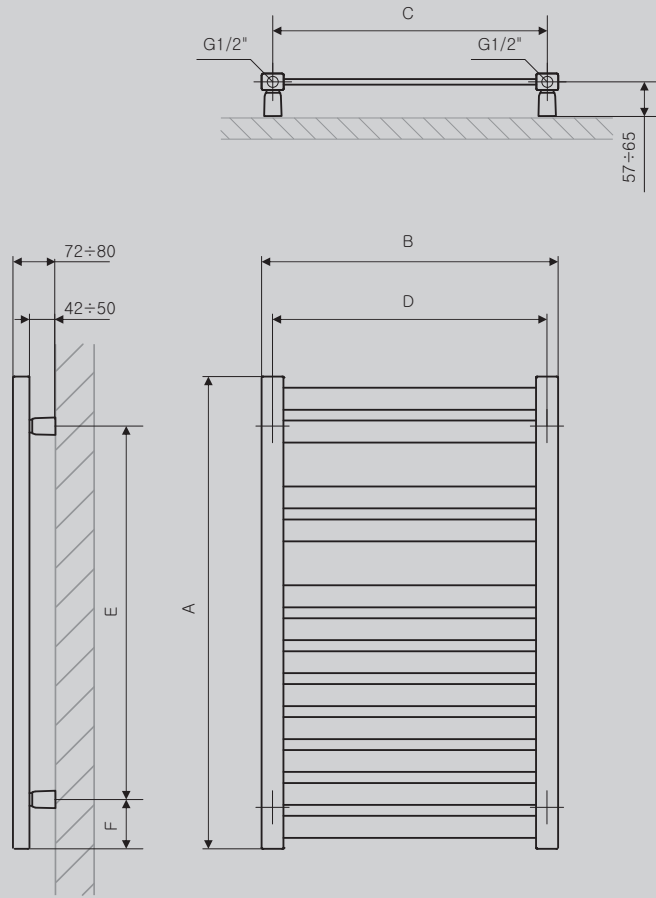


Sizes available:

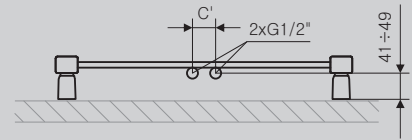


A	B	C	C'	$\frac{75^\circ}{65^\circ}$ $\frac{20^\circ}{20^\circ}$	$\frac{55^\circ}{45^\circ}$ $\frac{20^\circ}{20^\circ}$		D	E	F		
[mm]	[mm]	[mm]	[mm]	[W]	[W]	[W]	[mm]	[mm]	[mm]	[dm³]	[Kg]
860	540	500	50	450	230	400	500	680	90	3,0	9,5
860	640	600	50	501	255	600	600	680	90	3,3	10,8
1280	540	500	50	589	301	600	500	1100	90	4,5	14,2
1280	640	600	50	666	340	600	600	1100	90	5,0	16,1
1580	540	500	50	690	352	800	500	1400	90	5,6	17,4
1580	640	600	50	784	400	800	600	1400	90	6,1	19,7
Chrome version											
860	540	500	50	285	145	300	500	680	90	3,0	9,5
860	640	600	50	323	165	300	600	680	90	3,3	10,8
1280	540	500	50	373	190	400	500	1100	90	4,5	14,2
1280	640	600	50	423	216	400	600	1100	90	5,0	16,1
1580	540	500	50	439	224	400	500	1400	90	5,6	17,4
1580	640	600	50	504	257	600	600	1400	90	6,1	19,7

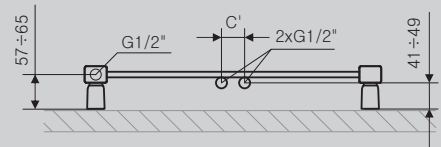
SX



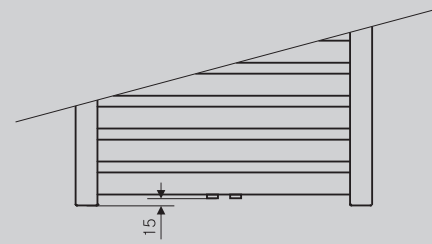
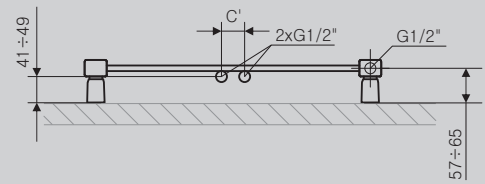
ZX



Z1



Z8



Radiator Collector

Profile

